

Scaled data based on original data using
LM-79-08 Approved Method: Electrical and Photometric Measurements of Solid-
State Lighting Products

Test Report Prepared for
Cooper Lighting Solutions
(formerly Eaton)

Brand: INVUE

Report Number: P401480

Luminaire Tested: **ENT-SA1D-735-U-T3**

Issue Date: 5/20/2020

Test Information

Test Method: LM-79-08
Report Number: P401480
TEST IS SCALED FROM IESNA LM-79-08 TEST DATA (G1-2004-754-13)
Test Lab: INNOVATION CENTER
Issue Date: 5/20/2020
Manufacturer: COOPER LIGHTING SOLUTIONS (FORMERLY EATON)
Product Line: INVUE
Catalog Number: ENT-SA1D-735-U-T3
Description: ENTRI LED LUMINAIRE
(1) 70 CRI, 3500K, 800mA LIGHTSQUARE WITH 16 LEDS AND TYPE III OPTICS
Light Source: -
Ballast/Driver: ELECTRONIC DRIVER

Summary

Lumens per Lamp: N/A
Luminaire Lumens: 5400 lumens
Efficiency: N/A
Efficacy: 125.3 lumens/watt
Luminous Opening: Rectangular (W 0.5' x L: 0.5' x H: 0')
IES Classification: Type III - Short - Semi-Cutoff
BUG Rating: B1 - U0 - G1

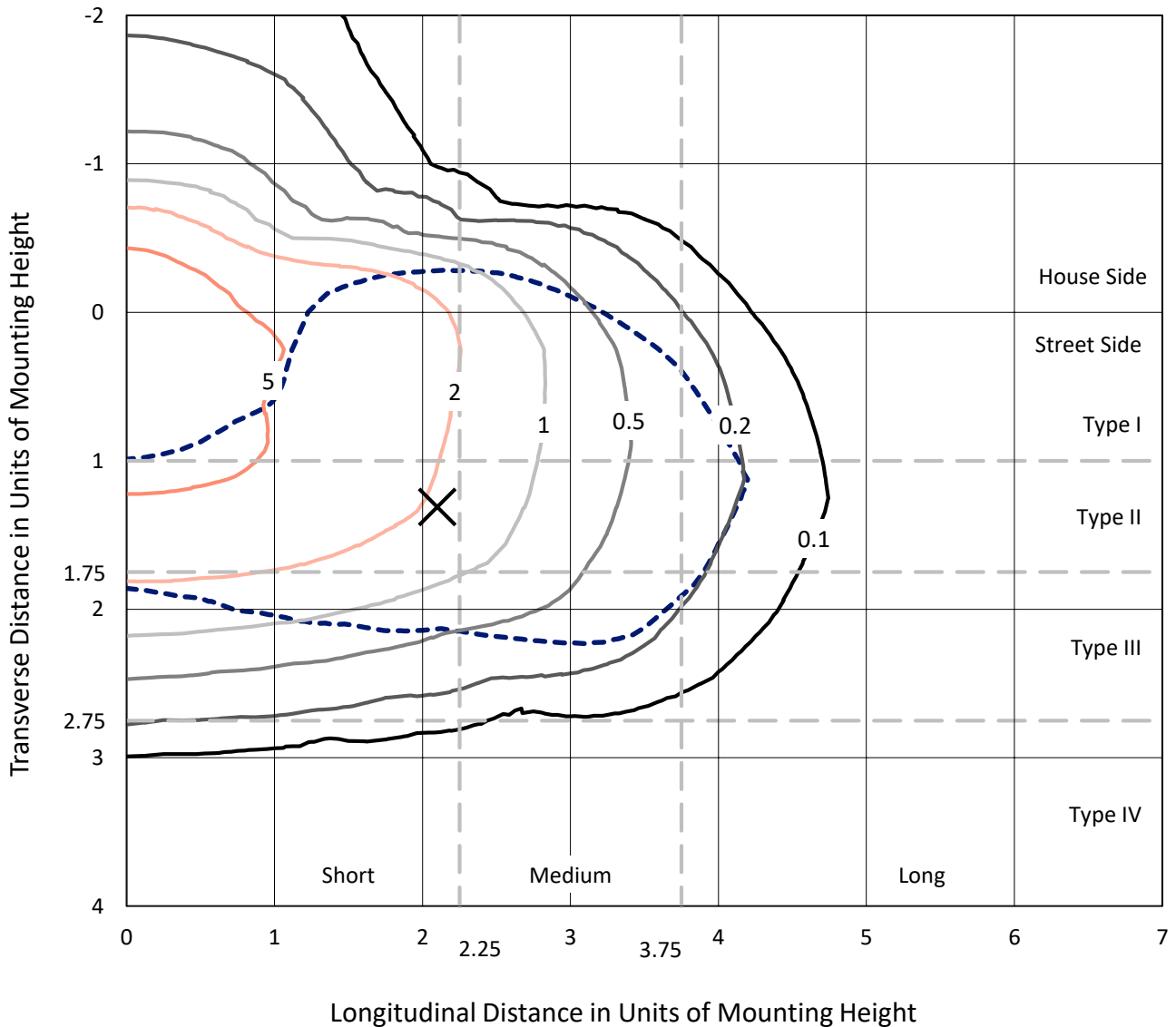
Input Watts (W): 43.1
Input Voltage (V): NR
Input Current (Ain): NR
Voltage Rise (V): NR
Power Factor: NR
Total Harmonic Distortion (THDi): NR
Frequency (hertz): 60
Stabilization Time: NR
Operation Time: NR
Ambient Temperature (°C): NR
Test Distance: 25 FT



REPORT NUMBER: P401480
 CATALOG NUMBER: ENT-SA1D-735-U-T3

Iso-Footcandle Lines of Horizontal Illumination

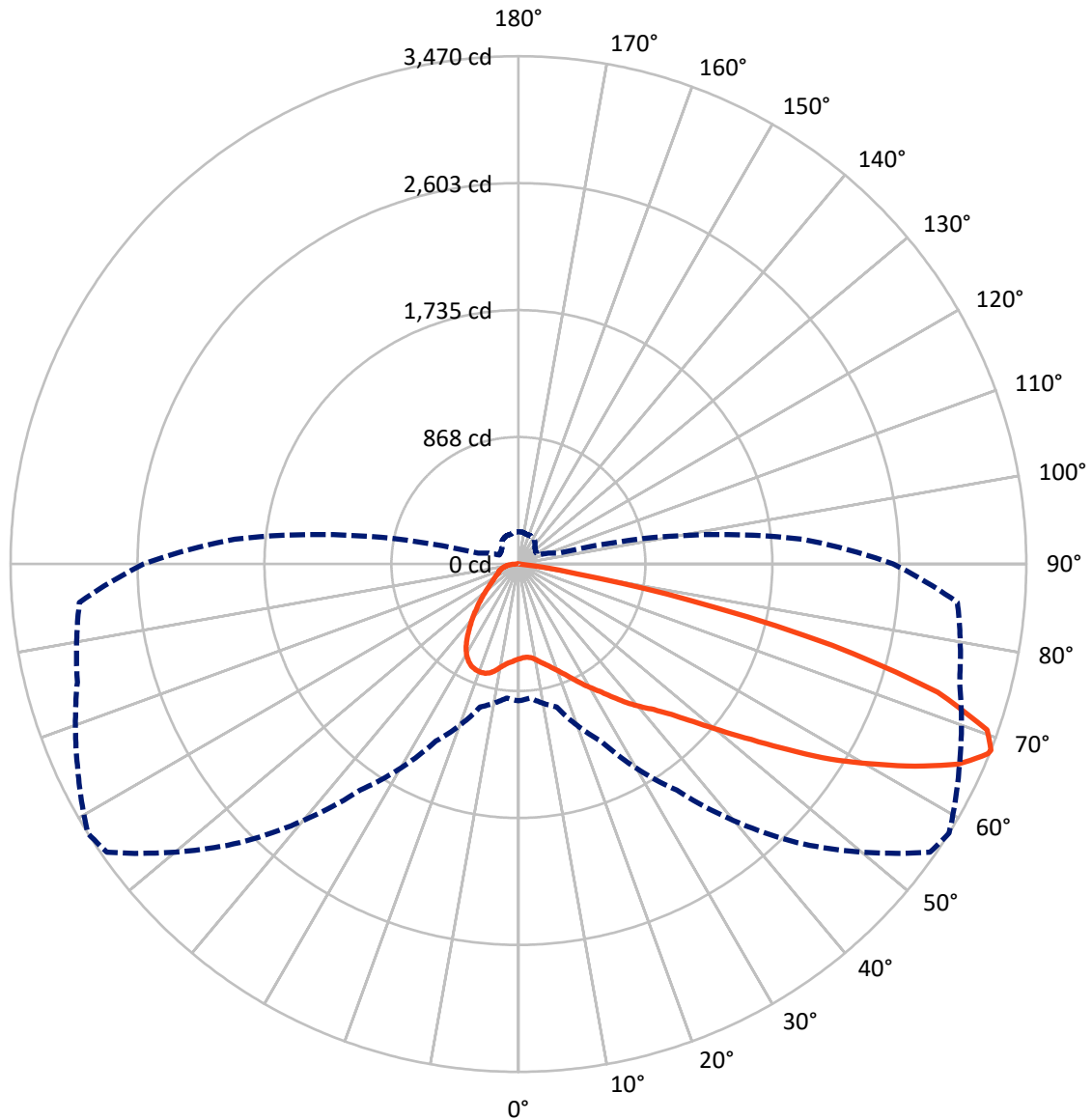
× Max cd
 - - - 1/2 Max cd



Based on 10 foot mounting height. Maximum calculated value = 7.2 fc
 Type III - Short - Semi-Cutoff

REPORT NUMBER: P401480
CATALOG NUMBER: ENT-SA1D-735-U-T3

Luminous Intensity Polar Plot



— Vertical Plane Through 58-Deg Lateral - - - Horizontal Cone Through 68-Deg Vertical

REPORT NUMBER: P401480

CATALOG NUMBER: ENT-SA1D-735-U-T3

FLUX DISTRIBUTION:

		Downward	Upward	Total
House Side	Lumens	1264.4	0.0	1264.4
	% Fixture	23.4	0.0	23.4
Street Side	Lumens	4135.6	0.0	4135.6
	% Fixture	76.6	0.0	76.6
Total	Lumens	5400.0	0.0	5400.0
	% Fixture	100.0	0.0	100.0

ZONAL LUMENS:

Zone	Lumens	% Fixture
0°-10°	63.9	1.2
10°-20°	208.9	3.9
20°-30°	375.7	7.0
30°-40°	551.9	10.2
40°-50°	809.4	15.0
50°-60°	1209.9	22.4
60°-70°	1414.7	26.2
70°-80°	697.5	12.9
80°-90°	68.1	1.3
90°-100°	0.0	0.0
100°-110°	0.0	0.0
110°-120°	0.0	0.0
120°-130°	0.0	0.0
130°-140°	0.0	0.0
140°-150°	0.0	0.0
150°-160°	0.0	0.0
160°-170°	0.0	0.0
170°-180°	0.0	0.0
0°-90°	5400.0	100.0
0°-180°	5400.0	100.0

Coefficient of Utilization



REPORT NUMBER: P401480

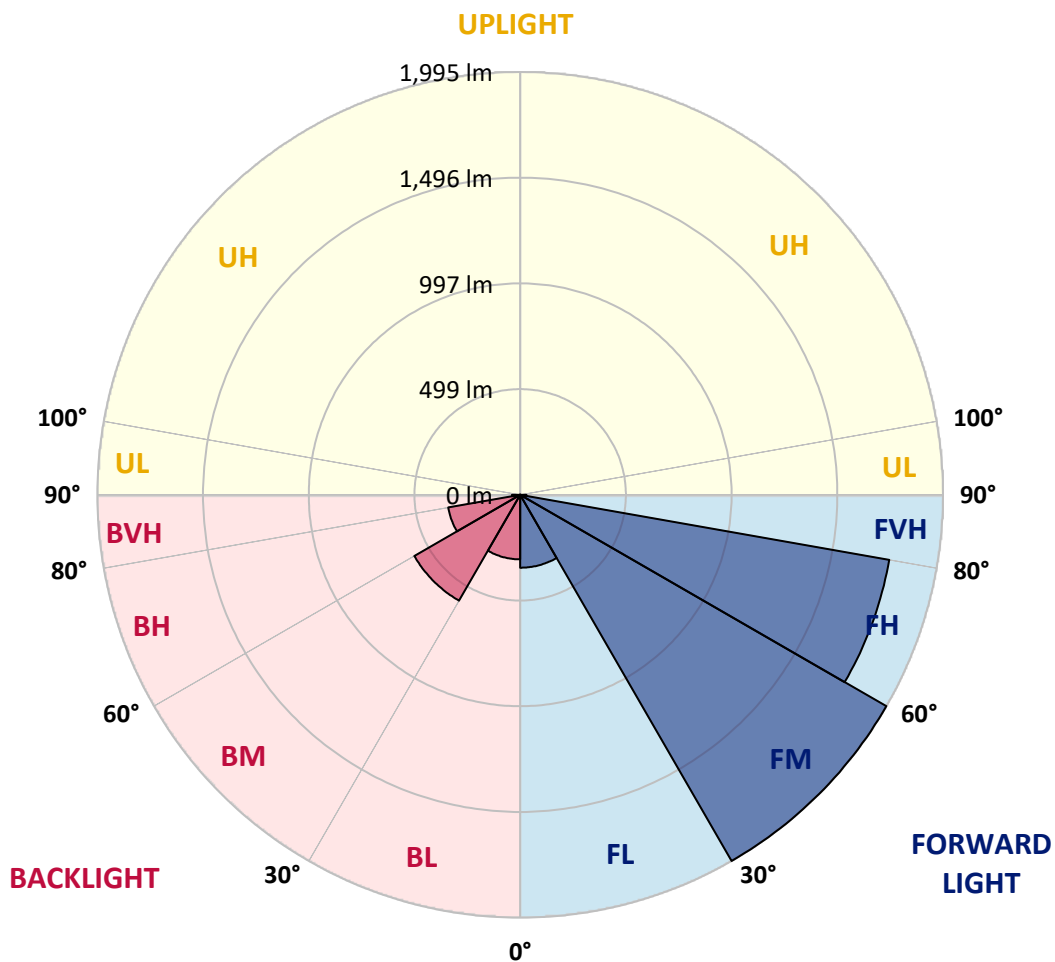
CATALOG NUMBER: ENT-SA1D-735-U-T3

LUMINAIRE CLASSIFICATION SYSTEM LUMEN TABLE AND BUG RATING:

Zone		Lumens	% Fixture	Zone Rating/Lumen Limit		
				B	U	G
FL	(0°-30°)	344.0	6.4			
FM	(30°-60°)	1994.6	36.9			
FH	(60°-80°)	1767.7	32.7			G1/1800
FVH	(80°-90°)	29.3	0.5			G1/100
BL	(0°-30°)	304.5	5.6	B1/500		
BM	(30°-60°)	576.7	10.7	B1/1000		
BH	(60°-80°)	344.5	6.4	B1/500		G1/500
BVH	(80°-90°)	38.8	0.7			G1/100
UL	(90°-100°)	0.0	0.0		U0/0	
UH	(100°-180°)	0.0	0.0		U0/0	

BUG Rating: B1-U0-G1

Type III Short





REPORT NUMBER: P401480

CATALOG NUMBER: ENT-SA1D-735-U-T3

CANDELA DISTRIBUTION (FULL):

	0°	5°	15°	25°	35°	45°	55°	58°	65°	75°	85°
0°	648.5	648.5	648.5	648.5	648.5	648.5	648.5	648.5	648.5	648.5	648.5
2.5°	632.6	632.6	634.9	635.6	637.2	638.7	640.2	640.9	643.2	646.2	647.7
5°	627.4	628.1	629.6	630.4	632.6	635.6	637.9	639.4	643.2	649.2	653.0
7.5°	639.4	641.7	642.4	643.2	643.9	646.2	646.2	647.0	650.7	656.8	662.0
10°	659.0	660.5	662.8	665.1	667.3	668.8	664.3	665.1	666.6	672.6	680.1
12.5°	683.9	683.9	684.7	687.7	689.9	694.5	689.9	689.9	689.9	695.2	704.3
15°	711.8	710.3	710.3	713.3	714.1	717.1	714.8	714.8	717.8	723.1	732.2
17.5°	743.5	745.7	743.5	742.0	739.7	741.2	742.7	744.2	750.3	758.6	763.8
20°	789.5	793.2	791.7	785.7	775.9	771.4	776.7	779.7	791.7	801.5	802.3
22.5°	862.6	860.3	858.1	847.5	827.9	815.9	816.6	821.1	840.0	855.1	847.5
25°	930.5	932.7	932.7	917.7	892.0	867.1	869.4	871.7	890.5	904.1	883.7
27.5°	1012.7	1011.2	1010.4	990.0	959.1	935.0	922.2	928.2	941.8	947.1	907.9
30°	1097.9	1103.9	1097.9	1069.2	1039.8	1008.9	983.3	981.7	988.5	987.8	936.5
32.5°	1200.4	1195.1	1192.9	1159.7	1122.8	1082.0	1049.6	1044.3	1040.6	1035.3	970.4
35°	1279.6	1286.4	1286.4	1257.7	1214.0	1174.0	1123.5	1119.0	1109.9	1092.6	1014.9
37.5°	1373.1	1371.6	1376.9	1343.7	1299.9	1261.5	1214.7	1201.9	1181.6	1155.9	1067.7
40°	1464.3	1468.1	1480.2	1440.2	1400.2	1370.1	1303.7	1280.3	1249.4	1226.1	1144.6
42.5°	1588.7	1594.0	1598.5	1565.4	1517.9	1490.7	1388.2	1358.8	1341.4	1336.9	1246.4
45°	1739.5	1748.6	1752.4	1722.2	1695.1	1630.2	1494.5	1467.3	1448.5	1468.1	1385.2
47.5°	1884.3	1879.8	1897.1	1896.4	1899.4	1821.7	1647.6	1606.8	1588.7	1638.5	1544.3
50°	1965.8	1972.5	2010.2	2048.7	2102.2	2046.4	1824.8	1784.0	1762.9	1824.8	1731.3
52.5°	2008.0	2017.0	2067.6	2175.4	2289.2	2262.8	2038.1	1992.9	1974.8	2035.1	1931.8
55°	2011.8	2017.0	2084.9	2252.3	2431.8	2440.0	2281.7	2238.7	2213.8	2253.0	2150.5
57.5°	1949.2	1933.3	2050.2	2263.6	2523.0	2624.8	2549.4	2518.5	2448.3	2490.6	2421.9
60°	1837.6	1853.4	1968.0	2216.9	2561.4	2768.8	2817.8	2771.1	2689.6	2707.0	2714.5
62.5°	1668.7	1689.0	1808.2	2108.3	2530.5	2891.0	3065.9	3042.5	2933.2	2924.1	2937.7
65°	1428.1	1416.1	1548.8	1870.8	2384.2	2931.7	3309.4	3299.6	3169.2	3062.9	3068.2
67.5°	1030.0	1018.7	1111.4	1444.0	1988.4	2780.1	3439.1	3461.0	3311.7	3124.0	3042.5
68°	935.0	919.2	1011.9	1334.6	1886.6	2692.6	3432.4	3470.1	3322.3	3120.2	3010.8
70°	538.4	512.7	602.5	870.9	1388.9	2266.6	3293.6	3397.7	3297.4	3047.0	2803.5
72.5°	168.9	168.9	233.0	352.1	681.6	1434.2	2817.8	2995.0	3016.1	2769.6	2330.0
75°	105.6	105.6	121.4	166.6	271.5	608.5	1943.9	2213.8	2396.3	2331.5	1698.8
77.5°	71.6	70.1	80.7	103.3	151.6	195.3	975.7	1198.9	1465.8	1591.8	993.8
80°	39.2	40.0	49.8	61.8	86.0	90.5	286.5	404.9	645.5	756.3	377.0
82.5°	22.6	21.9	24.1	27.1	37.7	39.2	82.2	101.0	168.9	156.8	101.0
85°	0.0	0.8	0.8	0.8	1.5	3.8	10.6	15.8	25.6	35.4	24.9
87.5°	0.0	0.0	0.0	0.0	0.8	0.8	1.5	1.5	1.5	1.5	2.3
90°	0.0	0.0	0.0	0.0	0.0	0.0	0.0	0.0	0.0	0.0	0.0



REPORT NUMBER: P401480

CATALOG NUMBER: ENT-SA1D-735-U-T3

CANDELA DISTRIBUTION (continued):

	90°	95°	105°	115°	125°	135°	145°	155°	165°	175°	180°
0°	648.5	648.5	648.5	648.5	648.5	648.5	648.5	648.5	648.5	648.5	648.5
2.5°	649.2	651.5	655.3	658.3	659.8	658.3	663.5	662.8	664.3	664.3	665.8
5°	656.0	659.0	665.8	669.6	673.3	674.9	680.9	682.4	685.4	686.9	686.2
7.5°	665.8	669.6	677.9	684.7	689.9	693.7	703.5	708.0	712.6	714.1	715.6
10°	683.9	689.2	698.2	706.5	714.1	719.3	727.6	733.7	738.2	739.7	741.2
12.5°	708.0	714.1	725.4	736.7	745.0	748.0	747.2	745.7	745.7	745.0	745.7
15°	735.9	742.0	756.3	766.8	767.6	757.8	744.2	737.4	735.9	735.9	736.7
17.5°	768.4	775.9	784.9	791.0	776.7	752.5	736.7	729.9	728.4	727.6	726.1
20°	805.3	809.8	812.8	805.3	773.6	745.7	727.6	717.8	710.3	709.5	706.5
22.5°	844.5	843.0	839.2	812.1	765.3	729.9	705.0	686.9	677.1	676.4	673.3
25°	873.2	867.1	855.8	813.6	750.3	704.3	668.8	640.2	627.4	621.3	622.8
27.5°	892.0	879.2	859.6	806.1	723.9	665.1	615.3	577.6	558.7	555.7	558.0
30°	914.6	894.3	862.6	787.2	686.2	610.0	545.2	507.5	496.9	491.6	493.1
32.5°	941.8	915.4	872.4	758.6	638.7	545.9	475.8	449.4	437.3	427.5	430.6
35°	977.2	944.0	888.2	717.8	578.3	478.1	426.0	401.9	380.0	369.5	370.2
37.5°	1018.7	981.0	901.8	670.3	512.7	426.8	383.0	354.4	327.2	306.9	303.1
40°	1085.1	1054.1	913.1	617.6	450.2	384.6	340.8	308.4	282.8	262.4	260.1
42.5°	1195.9	1142.4	913.9	554.2	396.6	348.4	306.1	270.7	242.0	224.7	223.9
45°	1326.3	1243.4	898.1	486.4	349.9	312.2	275.2	235.3	218.7	207.4	205.9
47.5°	1480.9	1359.5	863.4	423.0	309.9	276.7	243.6	219.4	207.4	199.1	199.1
50°	1657.4	1496.0	828.7	368.7	271.5	248.1	225.5	212.6	203.6	196.0	195.3
52.5°	1856.4	1657.4	817.4	313.7	239.8	221.7	219.4	207.4	199.8	194.5	193.0
55°	2093.9	1838.3	827.9	270.7	214.9	211.1	215.7	205.9	200.6	192.3	190.0
57.5°	2368.4	2014.8	816.6	234.5	197.6	201.3	211.1	205.9	201.3	190.8	187.8
60°	2627.0	2172.4	739.7	204.3	181.0	189.3	205.1	199.1	192.3	190.0	188.5
62.5°	2765.8	2223.6	589.7	181.0	168.1	177.2	195.3	187.8	183.2	188.5	189.3
65°	2767.3	2165.6	433.6	163.6	157.6	166.6	185.5	183.2	186.2	198.3	200.6
67.5°	2613.5	1989.1	306.1	147.8	147.0	158.3	190.0	205.1	207.4	219.4	219.4
68°	2560.7	1945.4	284.3	145.5	144.8	158.3	193.8	208.9	210.4	221.7	220.9
70°	2271.1	1644.5	205.9	136.5	141.0	169.7	214.1	219.4	210.4	223.2	222.4
72.5°	1775.0	1216.3	153.8	126.7	134.2	167.4	215.7	210.4	196.8	199.8	196.0
75°	1199.7	775.1	126.7	116.1	119.1	141.8	196.0	198.3	182.5	179.5	174.9
77.5°	628.1	363.4	102.5	103.3	106.3	122.9	174.9	180.2	165.9	156.8	155.3
80°	231.5	144.0	83.7	91.2	92.7	107.8	150.1	158.3	144.8	138.0	136.5
82.5°	84.5	71.6	69.4	79.9	78.4	92.0	131.2	137.2	122.9	116.1	112.4
85°	23.4	26.4	43.7	62.6	61.1	71.6	105.6	110.8	98.8	81.4	79.2
87.5°	1.5	5.3	17.3	36.9	38.5	44.5	76.2	83.7	73.1	60.3	59.6
90°	0.0	0.0	0.0	0.0	0.0	0.0	0.0	0.0	0.0	0.0	0.0

(END OF REPORT)